

Now Create  
and Manage Test  
Reports with  
AnyWARE<sup>®</sup> Cloud



# PoE Pro

ELIMINATE GUESSWORK FROM  
PoE INSTALLATIONS

The only data cable verifier and  
PoE troubleshooter with reporting



TREND NETWORKS

Depend On Us

# Why do I need the new PoE Pro?

**It depends how important speed, accuracy and reporting are to you.**

The new PoE Pro eliminates guesswork and documents proper operation when installing, maintaining and troubleshooting network cabling.

Previously technicians had to understand all the various standards, device power outputs and cable lengths to be sure a device will operate successfully.

The PoE Pro identifies the Class of the PoE source and power available to a PoE device regardless of cable length, cable quality or other factors. Provides a clear pass/fail result to IEEE 802.3af/at/bt standards.


PoE Pro identifies network switch speeds of 100M/1G/2.5G/5G/10G to test switch configuration and ensure desired network speed at installed device locations. TDR technology enables fast and accurate location of opens and shorts anywhere in the cable.

Test results are stored in real-time on the free AnyWARE mobile app and are seamlessly uploaded to AnyWARE Cloud where professional PDF reports are generated.



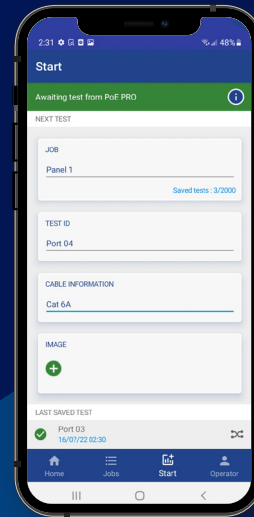
### STEP 1

Send test results from tester to AnyWARE Mobile App



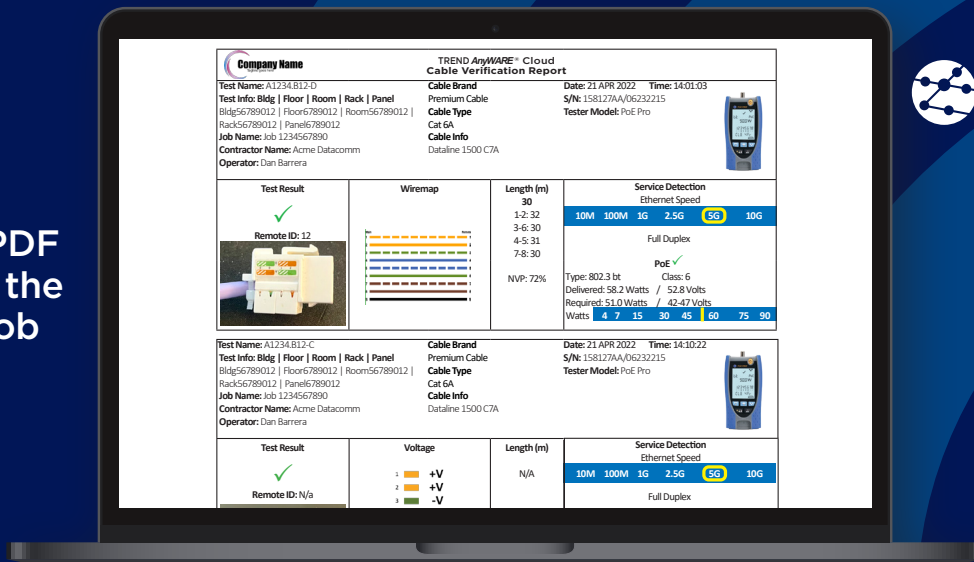
### STEP 2

Complete job and upload results to AnyWARE Cloud



### STEP 3

Download a PDF test report of the completed job



## Test and generate reports in just 3 simple steps.


### AnyWARE Cloud benefits:

- Access from anywhere, anytime from any device
- Free, unlimited data storage
- No need to invest in IT hardware
- Software is always up to date.
- Data continuously backed up
- Easily share data to increase collaboration
- Complies with 100+ international security and privacy standards

AnyWARE Cloud hosted on Microsoft Azure used by 95% of the Fortune 500 companies

Now detects latest switch speeds including 2.5G/5G/10G

# PoE Verification and Troubleshooting



IP Camera

WiFi Access Point

TV Monitor


IP Phone



## Do you have enough power at the device location?

PoE Pro displays the maximum power available at the device location including the maximum watts, Class (0-8), Voltage, Type (af/at/bt) and 2/4 pair operation.

By measuring the voltage before and after placing a load on the power supply, the user can determine voltage drop. Excess voltage drops can be caused by long or poor quality cables.



## What type of Power Sourcing Equipment is in use?


Reduce troubleshooting time by identifying the type of PoE equipment in use. End-point PoE switches are in the equipment room vs mid-span injectors can be anywhere along the cable.

This is achieved by displaying which twisted pairs have power. Power on pairs 1/2, 3/6 indicates a PoE switch and power on pairs 4/5, 7/8 indicates a mid-span injector


## Does the PoE switch provide enough power?

Test and verify PoE switches and injectors by connecting directly to them and displaying the maximum power, Type (af/at/bt), Class (0-8) and Voltage.

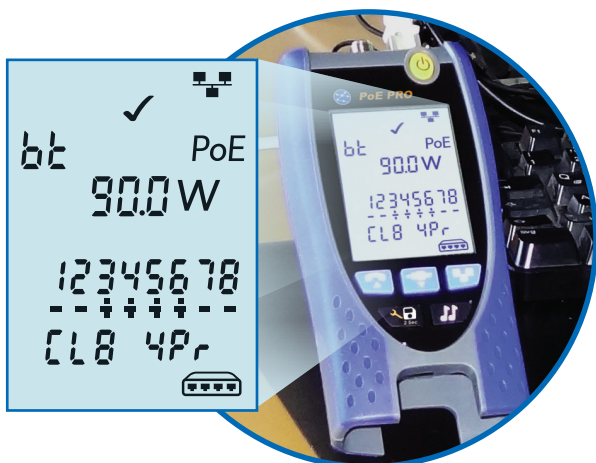
# Cable Verification and Troubleshooting



Wiremap with length



Coax testing



Service detection

## Accurate fault finding that saves time and money

The PoE Pro utilises Time Domain Reflectometry (TDR) to accurately measure cable length and provide distance to fault information. This speeds up fault finding as well as minimising disruption and potential damage to fixtures and fixings.

## Instant results

With comprehensive details on faults such as opens, shorts, crossovers and split pairs, PoE Pro identifies wiring errors instantly.

## No need for separate testers

The integrated RJ11/RJ12 (voice), RJ45 (data) and F-Type (video) connectors allow faster testing of most types of low-voltage cables by eliminating the need for separate testers.

## Validate voice and data services faster

PoE Pro quickly determines which media service is running over the cable, such as Ethernet, ISDN, PBX and PoE resulting in faster fault diagnosis.

## Quickly determine network speed

Troubleshooting active Ethernet networks is also made easier with in-built network detection that displays the speed (10/100/1G/2.5G/5G/10G) and duplex (Half/Full) status of a network port.

## Voltage protection for your tester

The PoE Pro will detect high voltages and provide a visible and audible warning to prevent damage to the tester.

## Cable tracing to save time

The analogue / digital tone generator with multiple tones can be used with most analogue and digital cable tracing probes which is essential for finding faulty or mis-labelled cabling.

## Port identification

The port blink function will identify the switch port to which a cable is connected.

# Troubleshooting PoE Example

## Malfunctioning Device

### Digital Display

Requires 75 watts



PoE Switch

## Verify Installation


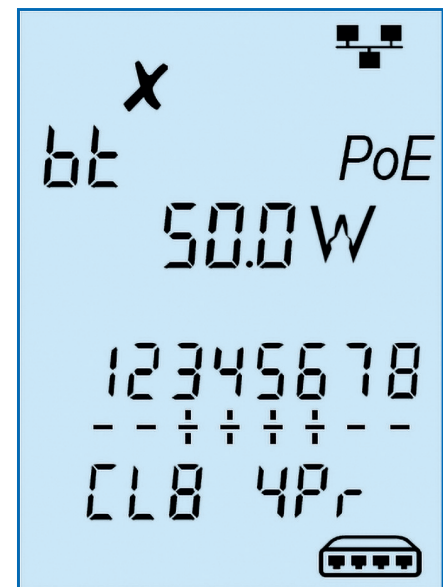
### Result

- ✘ Available power = 50W
- ✔ Ethernet 1000 Mb/s

### Fault Detected

Power available does not meet minimum requirement for Class 8 which is advertised by the switch.

**Next step:** Determine whether the PoE Switch or cable is at fault.



PoE Switch



**TREND**  
AnyWARE<sup>®</sup>  
CLOUD



**TREND**  
AnyWARE<sup>®</sup>  
APP

### Multimedia Support

RJ-45, RJ-11/RJ-12 and coax ports for verification of low voltage copper cables

### TDR Length Testing and Troubleshooting

Pinpoints cable faults eliminating unnecessary guesswork

### Tone Generator


Ability to identify and trace cables with a compatible inductive tone probe (optional)

### PoE Detection

Identify the IEEE standard, Class, Type, max Power (W) and Voltage (V) available

### Storage and Protection of Remote Unit

Reduces the chance of losing or damaging the remote unit. Additional numbered remotes available



### Large Backlit Screen

Instantaneous, easy to read test results

### Media Service Detection

Identifies analog (PBX) and digital (ISDN) telephone services

### Ethernet Detection

Displays network rate and duplex information up to 10Gb

### Voltage Protection

Cable testing disabled if >2V detected

The PoE Pro includes all the features of the VDV II Pro plus the advanced PoE features.

## VDVII Pro

### Cable Verification

- Supports RJ45, RJ11/12 and Coax connections
- Wiremap for miswires, split pairs, shorts and opens
- Shielded cable testing
- Cable length
- Distance to Open / Short (TDR)

### Cable Tracing

- Analog and digital tone generator
- Compatible with common cable tracing probes

### Active Network Testing

- Port Blink
- Media Service Detection – Ethernet, analogue / digital telephone service and ISDN
- Ethernet Speed Detection 10M/100M/1G/2.5G/5G/10G

### Other Features

- Instantaneous results – results are shown as soon as you plug in the cable
- Larger 2.9" display
- Backlight
- Over-voltage protection

## PoE Pro

All VDV II Pro features plus the following

### PoE Testing:

- AnyWARE Cloud connectivity and reporting via the AnyWARE app
- Automatic Pass/Fail testing of available power to standard requirements
- Supports 802.3bt High Power PoE (up to 90 watts)
- Compatible with most non-standard PoE injectors
- Identifies PSE Type (af/at/bt)
- Identifies PSE Class – 0 to 8
- Determines maximum power available (watts) at the device location
- Displays voltage
- Displays how many pairs have PoE

# PoE Pro

Data cable and Power over Ethernet Verifier

Eliminate guesswork from PoE installations



## Ordering Information

PoE Pro	
Part No.	Kit Contents
<b>R158008</b>	<b>PoE Pro</b> - Data Cable and Power over Ethernet Verifier. Includes 1 x tester, 1 x dual port remote unit, 1 x coax remote unit, 1 x alkaline battery, 1 x multi-language user guide, 2 x RJ45 to alligator clip cable 390mm, 2 x screened RJ45 to RJ45 cable 150mm, 2 x RJ12 to RJ12 cable 100mm, 1 x F-type plug to F-type plug cable 230mm, 1 x F-81 barrel splice, 1 x BNC female to F-type male adaptor, 1 x BNC female to F-type female adaptor, 1 x RCA female to F-type male adaptor, 1 x RCA female to F-type female adaptor, 1 x wallet wiring card, 1 x carry case.
<b>POEPRO-KIT</b>	<b>POEPRO-KIT</b> - PoE Pro, 1 x Amplifier Probe for Data Cable Tracing, 24 x RJ45 identifiers (#1 - #24), 12 x coax remote units (#1 - #12) and 3 year warranty.





## Basic Specifications

Description	VDV II Pro	PoE Pro
Dimensions	160 mm x 76 mm x 36 mm 6 in x 3 in x 1.4 in	
Weight	0.26 kg 9.6 oz	
Length Range	0.3 - 600m / 1 - 1969ft	
Battery Type	9V Alkaline. Typically 20 hours minimum continuous use (backlight off)	

For detailed specifications, please visit our website.



## Optional Accessories

Part No.	Kit Contents
<b>158050</b>	 <p>Kit of 12 x RJ-45 remotes* (#1 - #12)</p>
<b>158051</b>	 <p>Kit of 24 x RJ-45 identifiers** (#1 - #24)</p>
<b>158053</b>	 <p>Kit of 12 x coax remote units* (#1 - #12)</p>
<b>R180001</b>	 <p>Amplifier Probe</p>

\* Separate numbered remotes allow for quick wiremap testing of multiple cables

\*\* RJ-45 identifiers provide ID number and length result for rapid cable mapping, but do not perform full wiremap test.



TREND NETWORKS

Stokenchurch House, Oxford Road, Stokenchurch, High Wycombe, Buckinghamshire, HP14 3SX, United Kingdom

Tel. +44 (0)1925 428 380 | Fax. +44 (0)1925 428 381

uksales@trend-networks.com

[www.trend-networks.com](http://www.trend-networks.com)

All Rights Reserved. TREND, TREND NETWORKS and the PoE PRO logos are trademarks or registered trademarks of TREND NETWORKS.

Specification subject to change without notice. E&OE

© TREND NETWORKS 2022  
Publication no.: 158839. Rev 1.